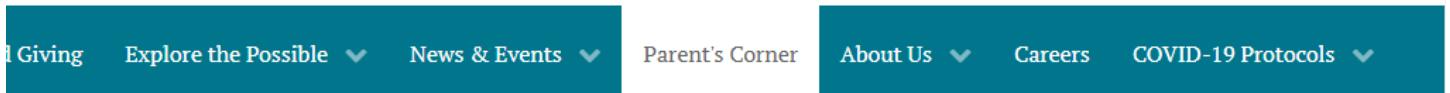


HOW TO COMPLETE ONLINE NEW STUDENT/PARTICIPANT REGISTRATION THROUGH INFINITE CAMPUS

1. Go to <https://mygiantsteps.org/parents-corner>. Select the correct option on the following screen based on your student's/participant's enrollment status at Giant Steps:
 - a. Existing students are students who attended Giant Steps **at any point** during the previous school/program year, including those who started during ESY/summer months.
 - b. New students/participants are students/participants who have **never** attended Giant Steps before.



Online Registration and Forms for all programs

[Register a New Student or Participant](#)

[Register a Returning Student or Participant](#)

Register a New Student or Participant

Registration Check List

Registration Supplemental Forms

Medication Authorization Form

Seizure Action Plan Form


Asthma Action Plan Form

Allergy & Anaphylaxis Plan

Authorization to Release Information Form

Register a Returning Student or Participant

2. The two options are as follows:
 - a. Start new registration - this is for the very first time you start this process
 - b. Return to saved registration is only used if you were unable to complete the registration process and needed to come back to it, there will be a screen that populates with a confirmation number, this will help you in event that you need to come back to finish this step.




Infinite Campus Online Registration
English | Español

Welcome to the Giant Steps Online Registration Kiosk! Please select whether you are starting a new application or if you are returning to finish an existing application. *

Start New Registration
 Return to Saved Registration

[Next](#)



Infinite Campus Online Registration
English | Español

Your confirmation number is 1160 . Please write this down to assure re-entry into the registration system in case your system becomes disconnected.

[Confirm](#)

3. You will need to gather the following information for your student/participant:
 - a. Household – address and phone numbers
 - b. Parent/guardian – phone numbers, email addresses
 - c. Student – demographic and health/medical information
 - d. Emergency Contacts – addresses and phone numbers
4. Follow the prompts to complete your child’s registration. You will need to use the Previous/Next arrows to move through the sections. Please only use the blue save/continue button once all sub-sections have been completed and you no longer see the “next’ button. (see examples below)

▼ Home Address

*Please verify or add the information below. Please update any information that is incorrect.

Number 2500 *	Prefix ▼	Street Cabot Drive *	Tag ▼	Direction ▼	Apartment
City Lisle *	State IL ▼ *	Zip 60532 *	Ext.	County DuPage *	

Click on your address if it appears in box. _____

Your address as entered above:
2500 Cabot Drive
Lisle, IL 60532
DuPage

▶ Mailing Address

▼ Mailing Address

Please use the address editor below to enter your address. You will see the formatted postal address below in the viewer. Once your address appears as it should on U.S. Postal Mail, please click "Save".

The household has no separate Mailing Address.

If you have any questions or concerns as you complete the process, please don’t hesitate to contact us! We can be reached at: registration@mygiantsteps.org.