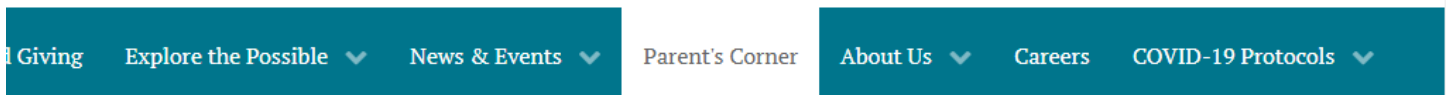


HOW TO COMPLETE ONLINE RETURNING STUDENT/PARTICIPANT REGISTRATION THROUGH INFINITE CAMPUS

1. Go to <https://mygiantsteps.org/parents-corner>. Select the correct option on the following screen based on your student's enrollment status at Giant Steps:
 - a. Existing students are students who attended Giant Steps **at any point** during the previous school year, including those who started during ESY.
 - b. New students are students who have **never** attended Giant Steps before.



Online Registration and Forms for all programs

Register a New Student or Participant

Register a New Student or Participant

Register a Returning Student or Participant

Registration Check List
 Registration Supplemental Forms
 Medication Authorization Form
 Seizure Action Plan Form
 Asthma Action Plan Form
 Allergy & Anaphylaxis Plan
 Authorization to Release Information Form

Register a Returning Student or Participant

Register a Returning Student or Participant

2. Enter your Username and Password using the following guidelines with no spacing/capitals/punctuation
 Your default username is: student's/participant's last name + 01
 Your default password is: gs + student's/participant's date of birth (MMDDYYYY)

Infinite Campus Transforming K12 Education®

District Edition

Version: Campus 2016.2

Username:

Password:

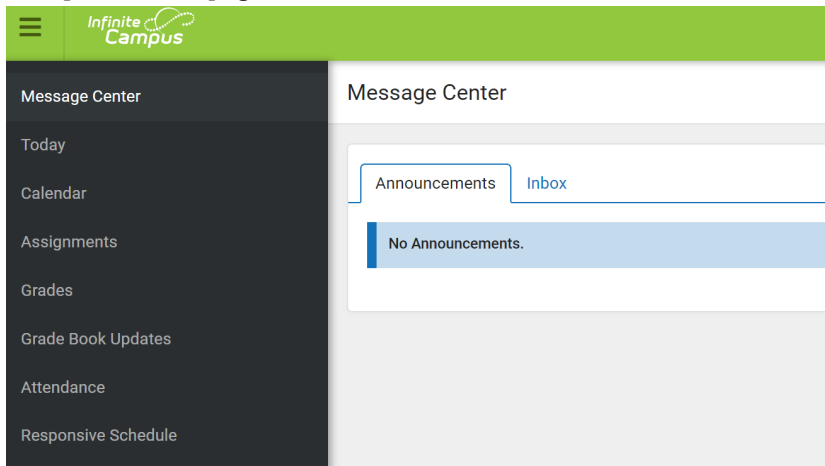
Log In

[Forgot Password?](#) [Forgot Username?](#) [Help](#)

Having trouble logging in??
 Email registration@mygiantsteps.org

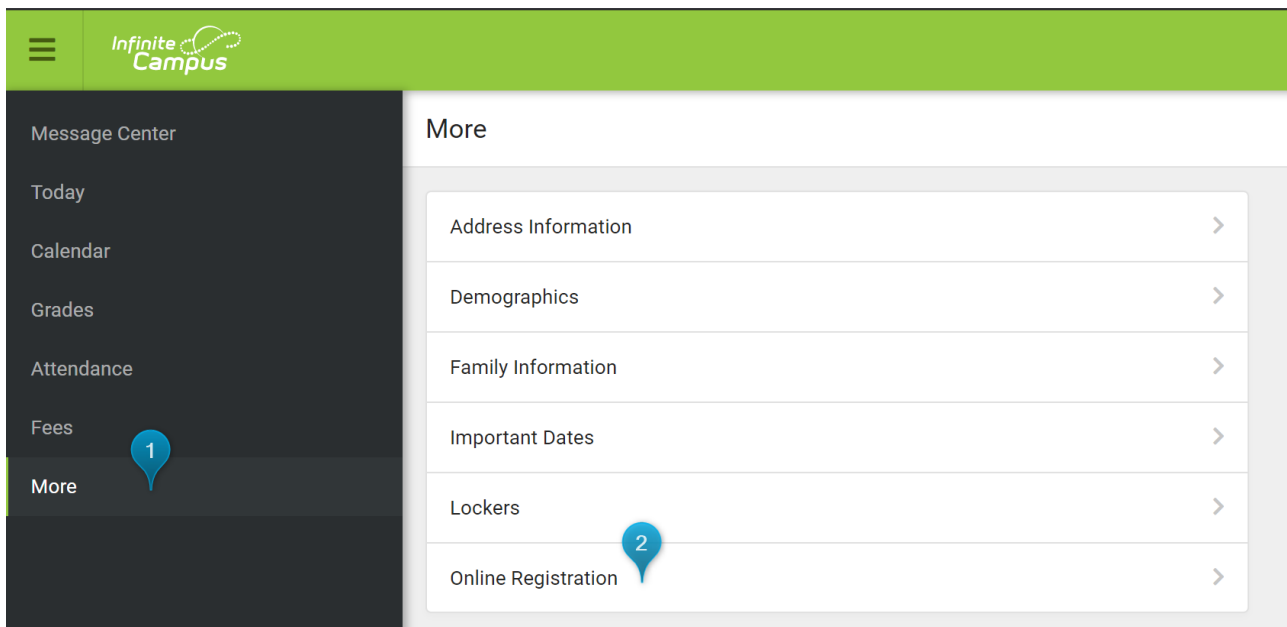
©2003-2020 Infinite Campus, Inc. www.infinitecampus.com

3. Your portal homepage will look like this:



You can find different information on this screen, simply by clicking on the titles on the left-hand side of the screen.

4. To complete online registration, select '**More**' on the bottom left hand corner of the screen, then click on **Online Registration**.



5. There will be an option to start the registration process for the upcoming year -

< More | Online Registration

NAME	STATUS	ACTION
22-23 New Student/Participant Registration		Start
22-23 Existing Student/Participant Registration	NOT STARTED	Start

6. You will need to gather the following information to update information for your student/participant:

- a. Household – address and phone numbers
- b. Parent/guardian – phone numbers, email addresses
- c. Student – demographic and health/medical information

d. Emergency Contacts – addresses and phone numbers

7. Follow the prompts to complete your child’s registration. You will need to use the Previous/Next arrows to move through the sections. Please only use the blue save/continue button once all sub-sections have been completed and you no longer see the “next’ button. (see examples below)

▼ Home Address

*Please verify or add the information below. Please update any information that is incorrect.

Number 2500 *	Prefix ▼	Street Cabot Drive *	Tag ▼	Direction ▼	Apartment
City Lisle *	State IL ▼ *	Zip 60532 *	Ext.	County DuPage *	

Clear Address Fields

Click on your address if it appears in box. _____

Your address as entered above:
2500 Cabot Drive
Lisle, IL 60532
DuPage

← Previous Next →

► Mailing Address

Save/Continue

▼ Mailing Address

Please use the address editor below to enter your address. You will see the formatted postal address below in the viewer. Once your address appears as it should on U.S. Postal Mail, please click "Save".

The household has no separate Mailing Address.

← Previous

Save/Continue

If you have any questions or concerns as you complete the process, please don't hesitate to contact us! We can be reached at: registration@mygiantsteps.org.